










**ITEM NAME/ NOM D'ITEM: TONY BARSTOOL**

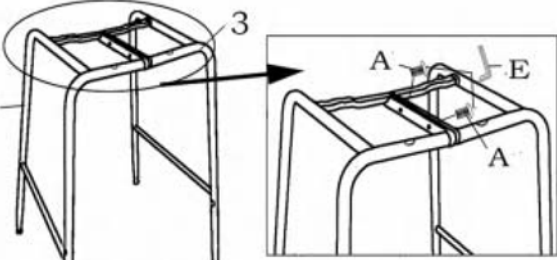
**ITEM#/NO. ITEM: 101756/101757/101758/101759/101760**

**PART LIST / LISTE DES PIÈCES**

(1)	(2)	(3)	(4)	(5)
				<p>A.  M8x14mm x2</p> <p>B.  M6x30mm x2</p> <p>C.  M6x22mm x2</p> <p>D.  M6x30mm x2</p> <p>E.  M5 x1</p>
x1	x1	x1	x1	

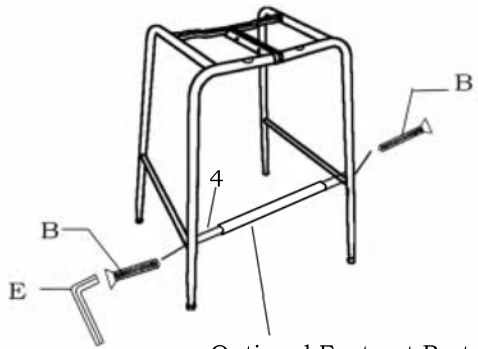
**ASSEMBLY INSTRUCTIONS / INSTRUCTIONS D'ASSEMBLAGE**

**I**



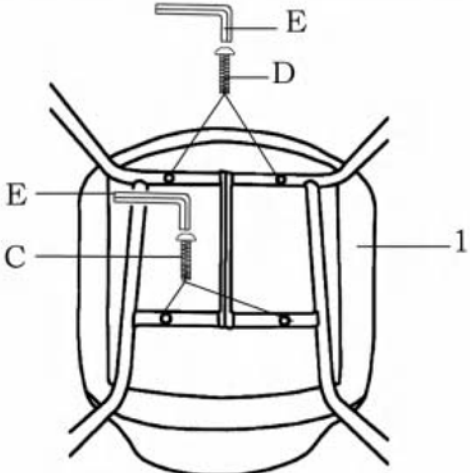
To install the chair, please tighten the screws in 80% first, after installing all the screws, make sure the chair is balanced and re-tighten the screws in 100%.

**II**




Optional Footrest Protector

**III**



**IV**



For missing parts or damaged parts, please call /  
 Pour pièce manquante ou endommagée, veuillez appeler:

USA, Canada and Mexico: (866)798-6663